

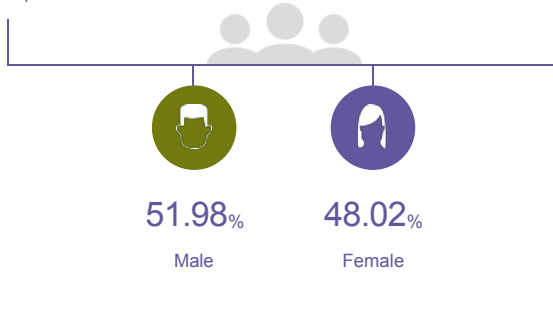
## Grant County, Wisconsin

### People

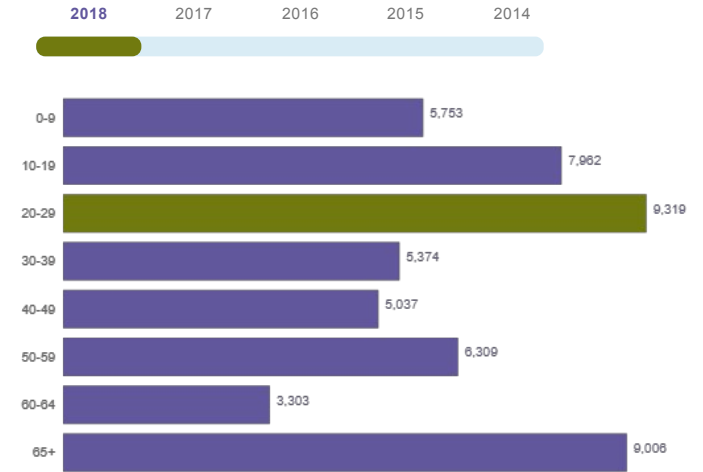
The total population of Grant County is 52,063. The median age is 34.52

**52,063**

Total Population



### Age Distribution

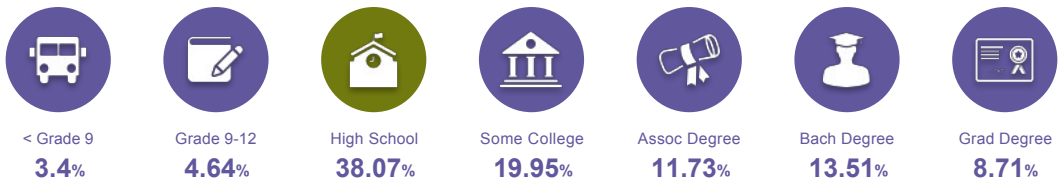


Median Age

**35**

### Educational Attainment

The majority of the population in Grant County has a high school degree, and 33.95% have a college degree.



# Labor Force



Grant County has a labor force of 27,614 people, with an unemployment rate of 2.4%.

**27,614**

Labor Force

**2.4%**

Unemployment Rate

**-11.11%**

Unemployment Rate  
Change (1 year)

## Talent

Where are the top jobs by occupation?

Office and  
Administrative  
support



**15.91%**

3,407

Sales



**10.67%**

2,285

Executive,  
Managers, and  
Administrators



**10.19%**

2,182

Production  
Workers



**9.76%**

2,089

Food Preparation,  
Serving



**5.34%**

1,144

Total Employees

**21,410**



2018  
2017  
2016  
2015

The work distribution of total employees in Grant County is:



**42%**

Blue Collar



**57%**

White Collar

Total Establishments

**2,575**

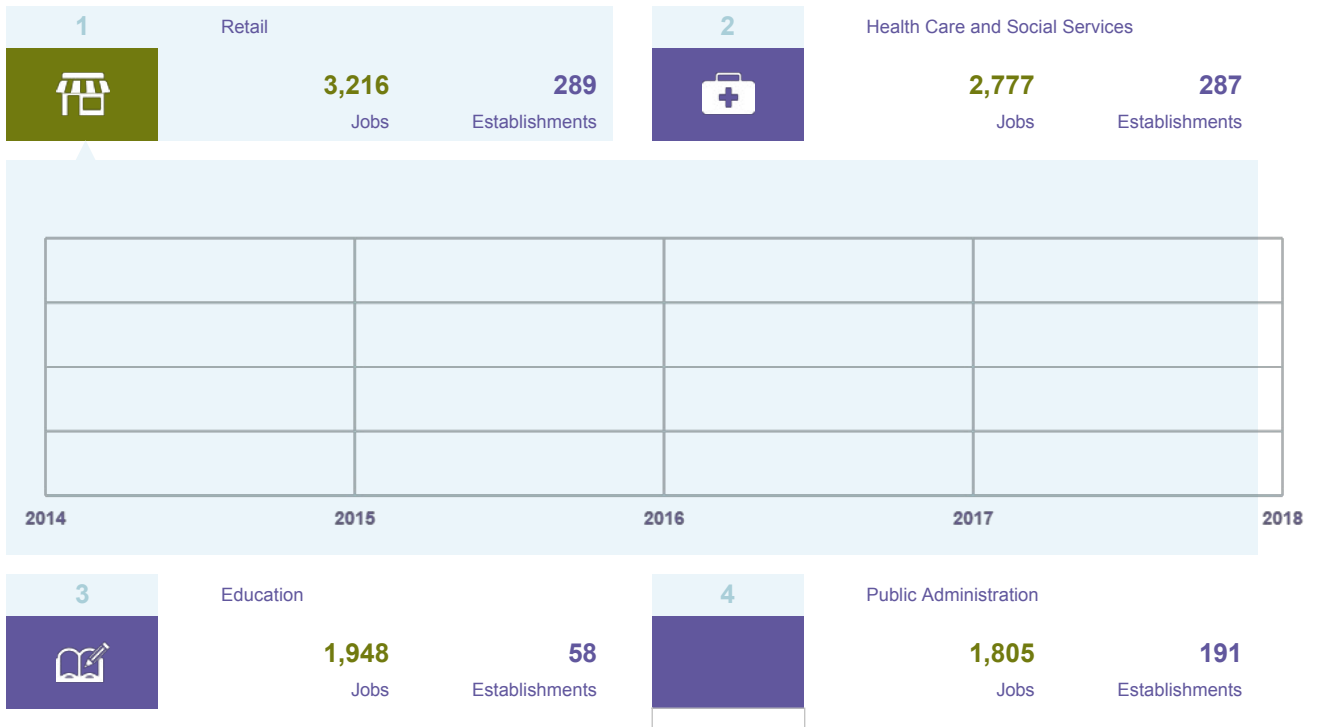


## Businesses and Jobs



Grant County has a total of 2,575 businesses. In 2017, the leading industries in Grant County were Retail, Health Care and Social Services, Education, and Public Administration.

What are the top industries by jobs?



How many employees do businesses in Grant County have?

**1-4**  
Employees



## Income and Spending



Households in Grant County earn a median yearly income of \$52,689. 31.24% of the households earn more than the national average each year. Household expenditures average \$53,971 per year. The majority of earnings get spent on Shelter, Transportation, Food and Beverages, Health Care, and Utilities.



**\$52,689**

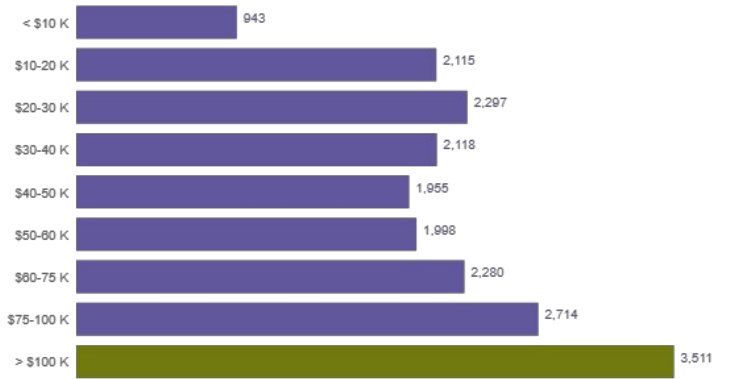
Median Household Income

**0%** more than the county

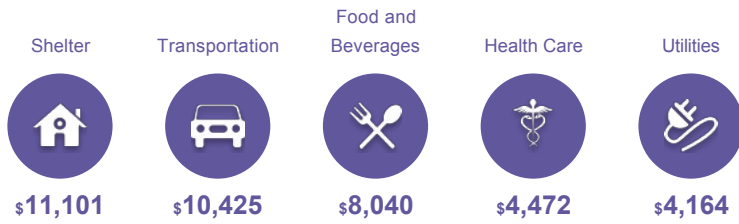
**12%** less than the state

**13%** less than the nation

Income Distribution



How do people spend most of their money?  
PER HOUSEHOLD



**\$53,971**

Median Household Expenditure

## Housing



There are 135% more households who own their homes than there are renters.

Owners vs. Renters



## Transportation



Residents spend an average of 21 minutes commuting to work. Grant County is served by 39 airports within 50 miles. Rail can be accessed within the community. Interstates can be accessed 39 miles away.



**21**min

Commute Travel Time



**4 + 39**(+50 miles)

Airports in Community



**39**miles

Distance to Interstate



**Freight Rail**

In Community

## Taxes



Top State Corporate Income Tax

**7.9%**

Top State Corporate Capital Gains Tax

**7.9%**

Top State Personal Income Tax

**7.65%**

Top State Personal Capital Gains Tax

**7.7%**

State Sales Tax

**5%**